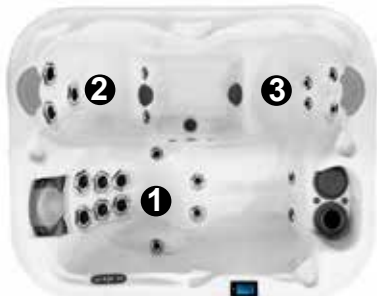


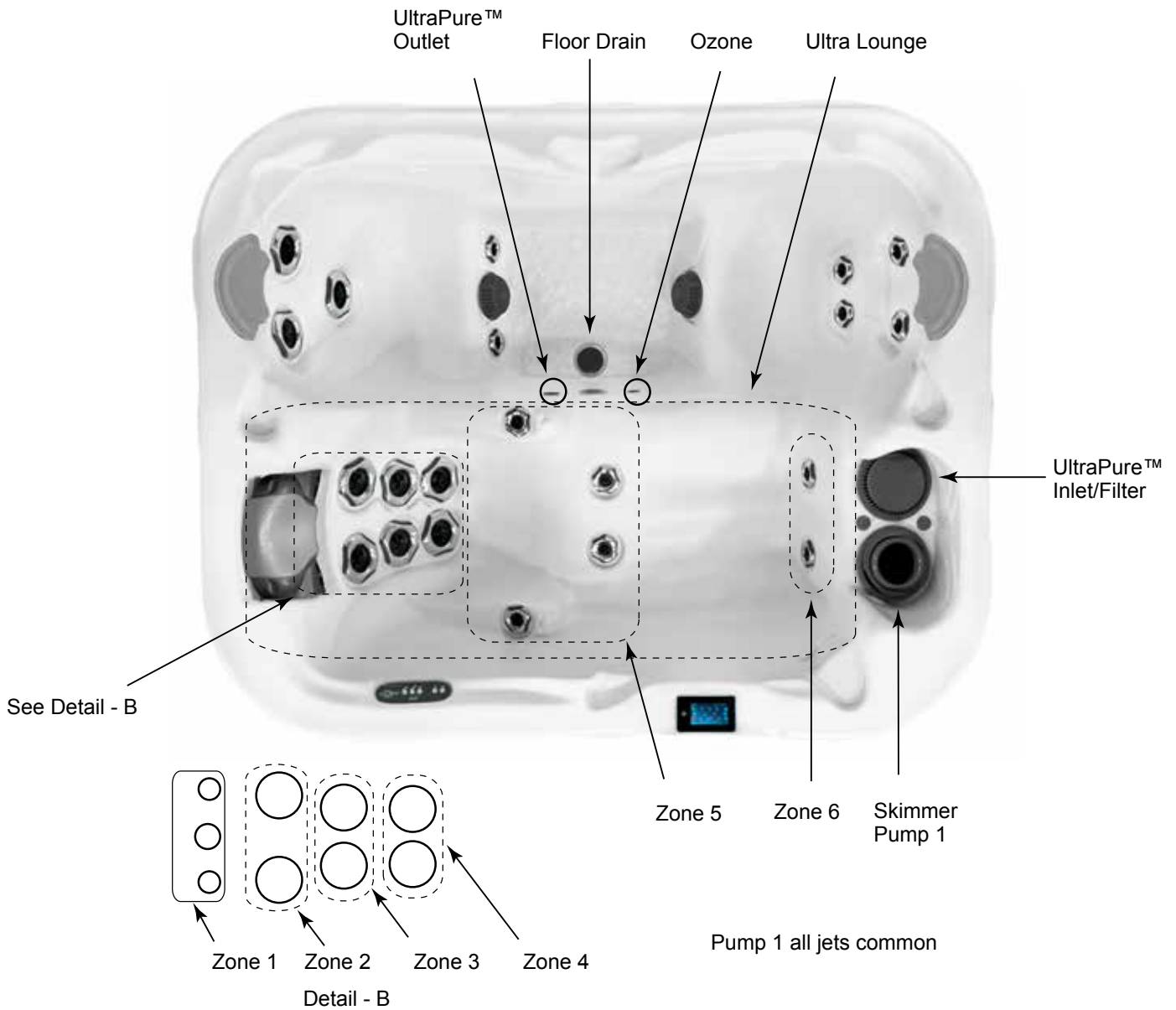
# Triad™

|  |  |   |
|--|--|---|
| <b>Seating Capacity</b> .....              | 3 Adults   |   |
| <b>Dimensions</b> .....                    | 84" x 64" x 30 1/2",<br>(213 cm x 170 cm x 78 cm)  |                                  |
| <b>Corner Radius</b> .....                 | 16" (41 cm)  |   |
| <b>Dry Weight</b> .....                    | 530 lbs (241 kg)   |   |
| <b>Filled Weight (Average Fill)</b> .....  | 2,200 lbs (998 kg)   |   |
| <b>Water Capacity (Average Fill)</b> ..... | 200 US gallons (757 Liters)  |   |
| <b>Shipping Weight</b> .....               | 530 lbs (241 kg)   |   |
| <b>Export Shipping Weight:</b> .....       | <b>580 lbs (263 kg)</b>  |   |
| <b>Electronic Controls</b> .....           | D1 SmartHUB™ full color glass touch control panel; access to control jets, temperature, settings and maintenance schedule  |   |
| <b>Pump 1</b> .....                        | North America (60 Hz): 2-Speed, 4.0 HP break, 2.5 HP continuous, 48 Frame  |   |
| <b>Export (50 Hz):</b> .....               | <b>1-Speed, 2.0 HP continuous</b>  |   |
| <b>Circulation Pump</b> .....              | Yes  | <div style="border: 1px solid black; padding: 5px; text-align: center;"> <b>Optional<br/>escutcheon jets</b> </div> |
| <b>Fountain Pump</b> .....                 | Yes  |   |
| <b>Filtration (factory default)</b> .....  | 24/7 Filtration (Purge Cycles 2 x 10 minutes)  |   |
| <b>Total VCR Jets</b> .....                | 24   |   |
| <b>Seat 1 Jets</b> .....                   | 1 Pillow Mini Rotator, 2 Cluster Shower Directional, 4 Power Storm Rotator, 2 Power Storm Directional, 2 Mini Storm Rotator, 4 Mini Storm Directional  |   |
| <b>Seat 2 Jets</b> .....                   | 2 Power Storm Dual Rotator, 1 Power Storm Directional, 2 Mini Storm Directional  |   |
| <b>Seat 3 Jets</b> .....                   | 4 Mini Storm Rotator   |   |
| <b>Massage Selectors</b> .....             | None   |   |
| <b>Special Features</b> .....              | Tactile Therapy, Spa Status Light, Flex Therapy Pillow, Dynamic Massage Sequencer  |   |
| <b>Water Management System</b> .....       | UltraPure System; Two 75 ft <sup>2</sup> filter cartridge; 8" Weir   |   |
| <b>LED Lighting</b> .....                  | Liquid FX  |   |
| <b>Optional</b> .....                      | Exterior Lights  |   |
| <b>Synthetic Cabinet Colors</b> .....      | Adobe Tan, Stoneridge Grey, Mayan Brown  |   |
| <b>Terracina Cabinet (Optional)</b> .....  | Driftwood, Cherry, Summer Pine, Vintage Cedar, Midnight Maple  |   |
| <b>Acrylic Colors</b> .....                | Moonstone, UltraLife, Sand, Sunstone, Smoked Marble, Blue Topaz, Gray Marble, Desert Stone   |   |
| <b>Headrests</b> .....                     | 3 (2 Standard, 1 Flex Therapy Pillow)  |   |
| <b>Water Feature</b> .....                 | Fountain with independent flow rate (on or off) adjustment; powered by the fountain pump   |   |
| <b>Heater</b> .....                        | 2.1, 3.4, 5.5 kW   |   |
| <b>Export (50Hz)</b> .....                 | <b>2.1, 3.4, 5.5 kW</b>  |   |
| <b>Electrical Requirements:</b> .....      | North America (60 Hz): 240 VAC@30A, 40A or 50A<br><b>Export (50 Hz): 230 VAC@1x16A, 1x32A, 2x16A, 3x16A or suitably rated circuit breaker to comply with local electrical codes. Certain countries may require dual power inputs</b>   |   |
| <b>Warranty*</b> .....                     | North America (60 Hz): Lifetime for UltraLife Shell Surface, 7 Years Acrylic Shell Surface, 5 Years Plumbing, 5 Years Equipment and Controls, Lifetime for EnviroTect Cabinet, 7 Years for Terracina Cabinet, 1 Year Water Purification System, 2 Years for Jet Insert, 1 Year for Jet Escutcheon, 2 Years Lights, 1 Year Stereo;<br><b>Export (50 Hz): 10 Years for UltraLife Shell Surface, 7 Years Acrylic Shell Surface, 5 Years Plumbing, 5 Years Equipment and Controls, 5 Years for EnviroTect Cabinet, 2 Years for Terracina Cabinet, 1 Year Water Purification System, 2 Years for Jet Insert, 1 Year for Jet Escutcheon, 2 Years Lights, 1 Year Stereo</b> |   |
| <b>Audio System (Optional)</b> .....       | Fully Integrated Stereo System with Bluetooth capability, 4 premium speakers and a subwoofer   |   |
| <b>Wi-Fi (Optional)</b> .....              | D1 Connect App   |   |

\*(See Warranty Document for Specific Details)

# Triad

## Massage Selector Diagram




Spa Operation Subject to Change without Notice

## Seat Depths

- 1 = 25.00" (63.50 cm)**
- 2 = 26.00" (66.04 cm)**
- 3 = 26.00" (66.04 cm)**
- 4 = 27.00" (68.58 cm)**

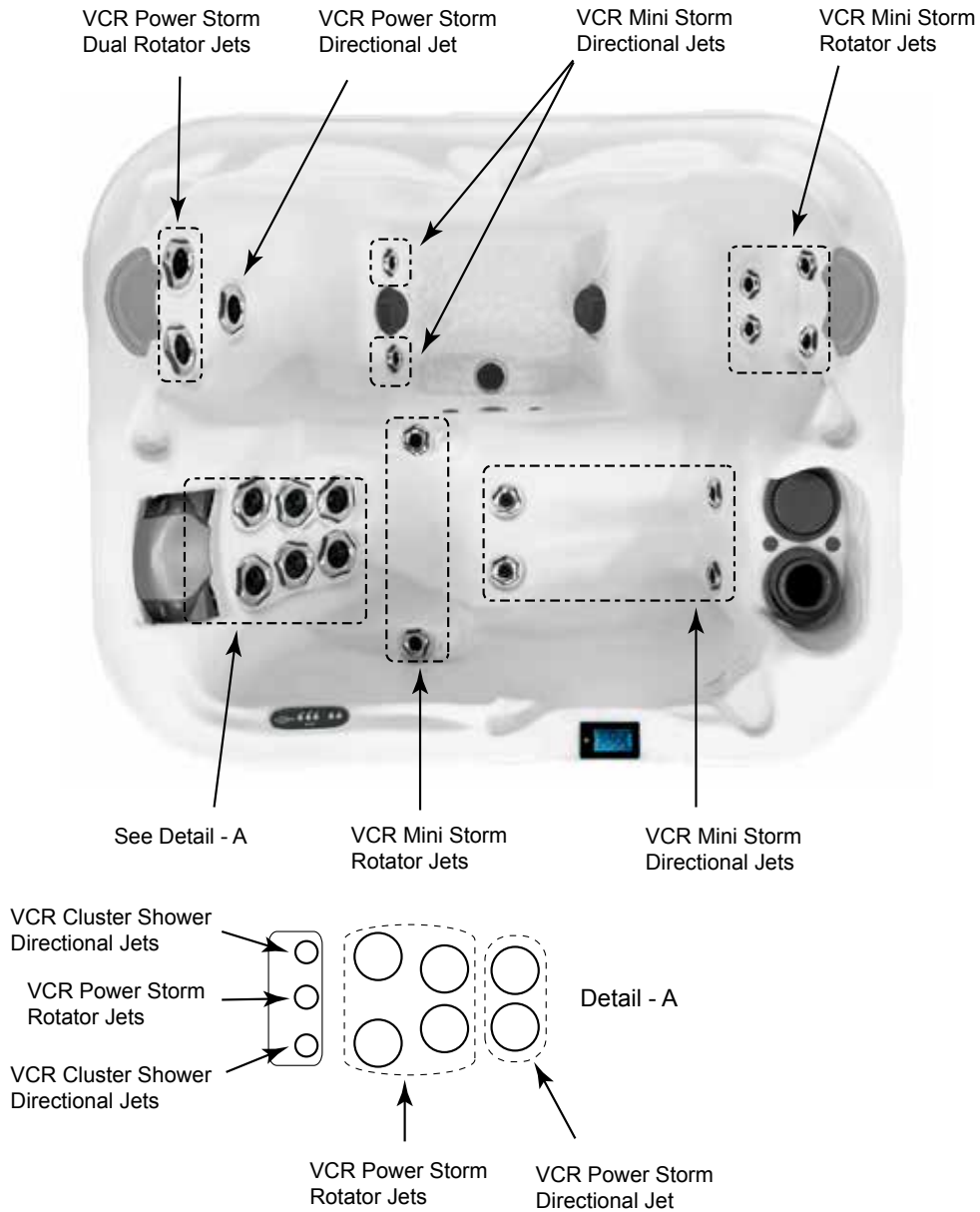
Listed dimensions represent distance from top of acrylic to lowest point in seat. **Tolerance ± 0.5" (1.27 cm).**



Dimensions/Specifications are Subject to Change Without Notice

# Triad


## Jet Designation





Dimensions/Operation/Specifications are Subject to Change Without Notice


### 24 Total Jets


### Total Jets


- 


Mini Storm Rotator (6)
- 


Mini Storm Directional (6)
- 

Power Storm Rotator (4)
- 

Power Storm Directional (3)
- 

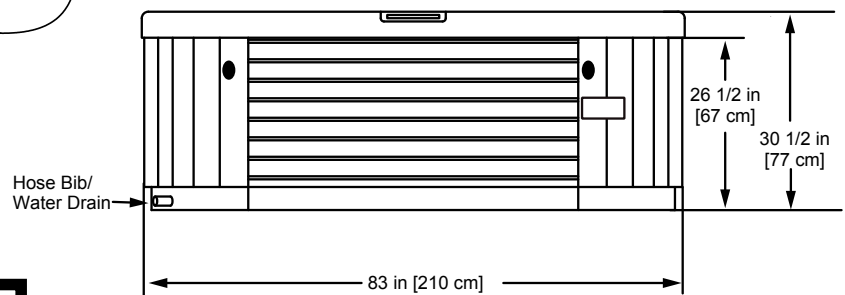
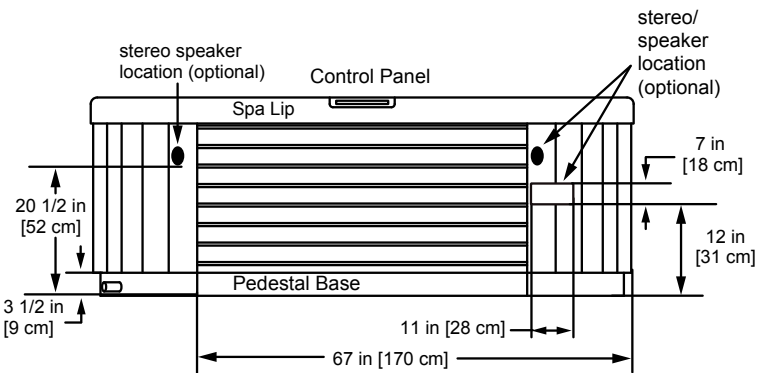
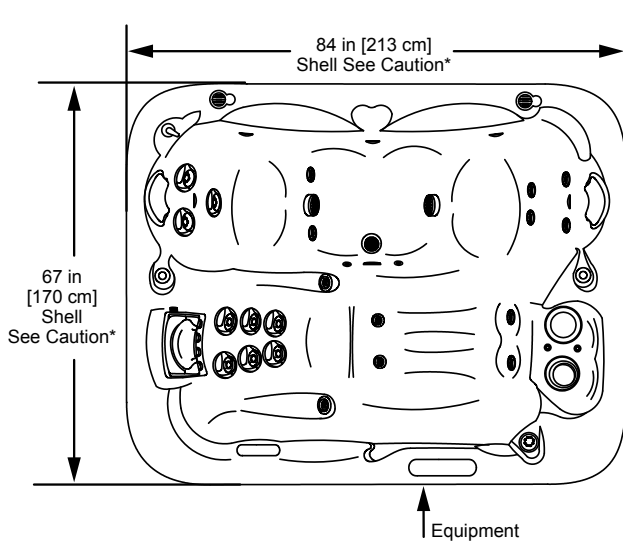
Power Storm Dual Rotator (2)
- 


Flex Therapy Pillow (2)
- 

Cluster Shower Directional (2)
- 

Mini Storm Rotator (1)

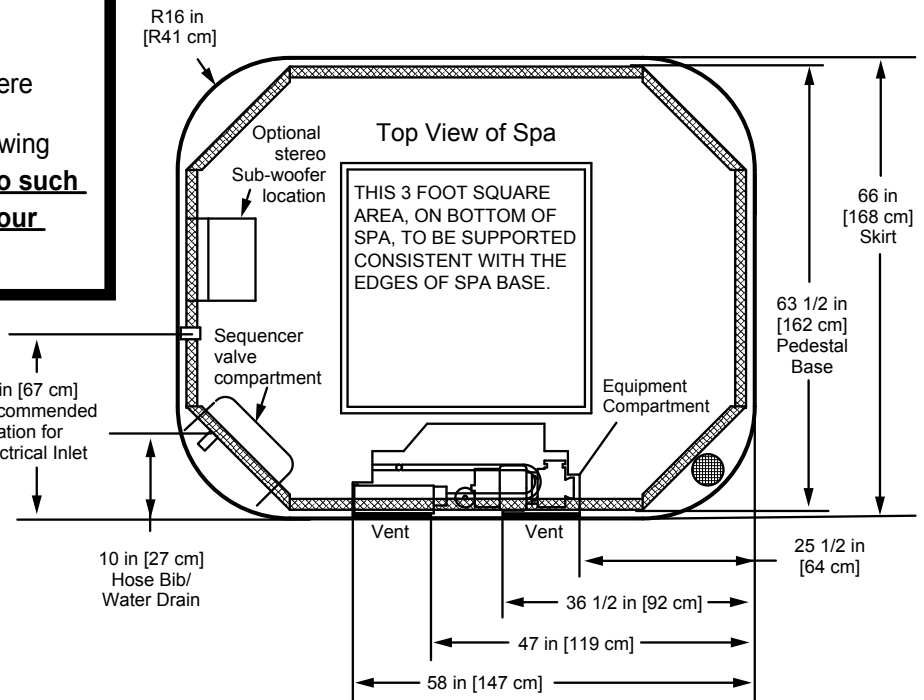
# Triad





**STOP**

**\*Caution:**  
 Due to manufacturing tolerances there could be some minor differences between the actual spa and the drawing above. **If site planning is critical to such tolerances, be sure to measure your actual spa.**



- Note:**
1. Engineering specs may differ slightly from brochure.
  2. For E-Z lifter installation allow 18" (45.7cm) clearance on the backside of the spa.
  3. Alternative cabinets may add significant weight. Ask your dealer for exact details
  4. This is the approximate location for drilling a hole if you must bring the power line in through the bottom of the spa. Be careful not to puncture a plumbing line inside the equipment compartment (drill from the inside compartment out).

Dimensions/Specifications are Subject to Change Without Notice (Tolerance  $\pm 0.5"$  [1.27 cm]).